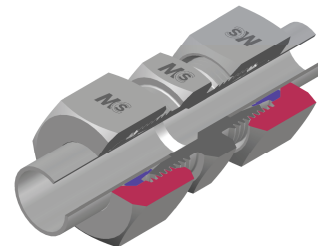
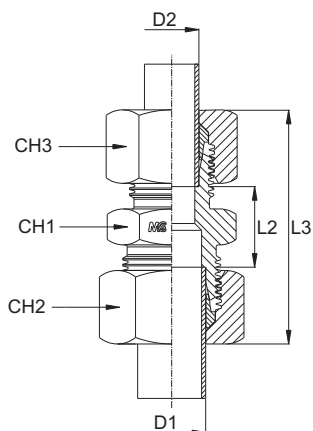
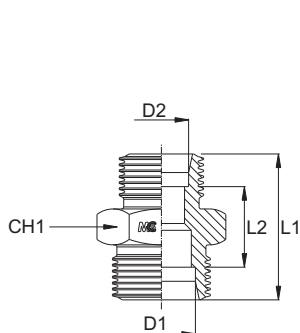


ADATTATORE MASCHIO INTERMEDIO RIDOTTO - Serie L
STRAIGHT REDUCING MALE COUPLING - L Series



Serie Series	Bar W.P.	Codice (Corpo) Part Number (Body)	Codice (Completo) Part Number (Complete)	Ø Est. Tubo Tube O.D.		L1	L2	L3	CH1	CH2	CH3
				D1	D2						
L	630	GRV0806LB	GRV0806L	8	6	25,0	11,0	40,5	14	17	14
		GRV1006LB	GRV1006L	10	6	26,0	12,0	41,5	17	19	14
		GRV1008LB	GRV1008L	10	8	26,0	12,0	42,0	17	19	17
	450	GRV1206LB	GRV1206L	12	6	27,0	13,0	42,0	19	22	14
		GRV1208LB	GRV1208L	12	8	27,0	13,0	42,5	19	22	17
		GRV1210LB	GRV1210L	12	10	28,0	14,0	43,5	19	22	19
		GRV1506LB	GRV1506L	15	6	28,0	14,0	50,5	24	14	27
		GRV1508LB	GRV1508L	15	8	28,0	14,0	50,5	24	17	27
		GRV1510LB	GRV1510L	15	10	29,0	15,0	45,0	24	27	19
		GRV1512LB	GRV1512L	15	12	29,0	15,0	44,5	24	27	22
		GRV1808LB	GRV1808L	18	8	29,0	14,5	52,0	27	27	32
		GRV1810LB	GRV1810L	18	10	30,0	15,5	47,0	27	32	19
		GRV1812LB	GRV1812L	18	12	30,0	15,5	46,5	27	32	22
	GRV1815LB	GRV1815L	18	15	31,0	16,5	48,0	27	32	27	
	300	GRV2208LB	GRV2208L	22	8	32,0	17,5	56,5	32	17	36
		GRV2210LB	GRV2210L	22	10	32,0	17,5	57,0	32	19	36
		GRV2212LB	GRV2212L	22	12	32,0	17,5	48,5	32	36	22
		GRV2215LB	GRV2215L	22	15	33,0	18,5	50,0	32	36	27
		GRV2218LB	GRV2218L	22	18	33,0	18,0	51,0	32	36	32
		GRV2810LB	GRV2810L	28	10	35,0	20,5	60,0	41	19	41
		GRV2812LB	GRV2812L	28	12	33,5	19,0	60,0	41	22	41
		GRV2815LB	GRV2815L	28	15	33,5	19,0	62,5	41	27	41
		GRV2818LB	GRV2818L	28	18	34,0	19,0	52,0	41	41	32
		GRV2822LB	GRV2822L	28	22	36,0	21,0	54,0	41	41	36
		GRV3515LB	GRV3515L	35	15	-	-	-	46	27	50
		GRV3518LB	GRV3518L	35	18	37,0	19,0	66,5	46	32	50
		GRV3522LB	GRV3522L	35	22	39,0	21,0	59,0	46	50	36
		GRV3528LB	GRV3528L	35	28	39,0	21,0	59,0	46	50	41
		GRV4215LB	GRV4215L	42	15	-	-	-	55	27	60
		GRV4218LB	GRV4218L	42	18	-	-	-	55	32	60
GRV4222LB		GRV4222L	42	22	41,0	22,5	70,5	55	36	60	
GRV4228LB	GRV4228L	42	28	41,0	22,5	71,0	55	41	60		
GRV4235LB	GRV4235L	42	35	43,0	21,5	75,0	55	50	60		